Wells Branch Library Dist - Sales Tax Net Payment Trend

	FISCAL YEAR					Change: FY '25/'24			
						Month		Year-to-Date	
	2021	2022	2023	2024	2025	$	%	$	YTD %
Jan	$ 103,634	$ 157,292	$ 190,143	$ 209,187	$ 201,167	$ (8,021)	-3.8%	$ (8,021)	-3.8%
Feb	$ 125,779	$ 159,073	$ 206,277	$ 199,150					
Mar	$ 101,013	$ 142,253	$ 184,700	$ 151,615					
Apr	$ 84,993	$ 137,640	$ 190,572	$ 202,300					
May	$ 142,748	$ 196,319	$ 234,591	$ 216,507					
Jun	$ 126,990	$ 174,057	$ 207,040	$ 169,893					
Jul	$ 131,162	$ 179,516	$ 202,164	$ 215,820					
Aug	$ 196,538	$ 197,909	$ 217,712	$ 235,669					
Sep	$ 138,674	$ 172,275	$ 208,725	$ 224,285					
Oct	$ 146,584	$ 195,948	$ 216,113	$ 211,571					
Nov	$ 160,713	$ 202,294	$ 219,288	$ 265,327					
Dec	$ 166,186	$ 201,366	$ 201,466	$ 241,239					
YEAR	**$ 1,625,015**	**$ 2,115,942**	**$ 2,478,792**	**$ 2,542,563**	**$ 201,167**				
YoY Change		**30.2%**	**17.1%**	**2.6%**	**na**				

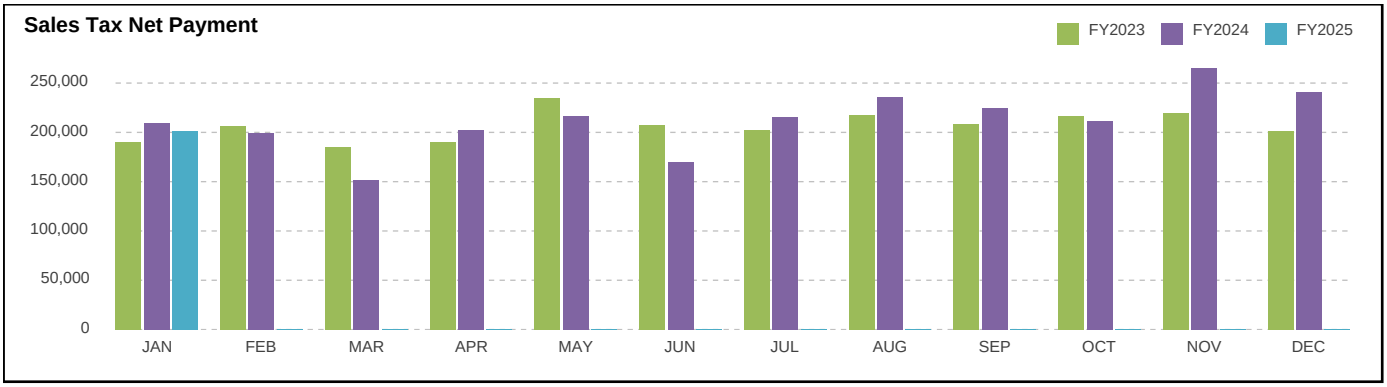

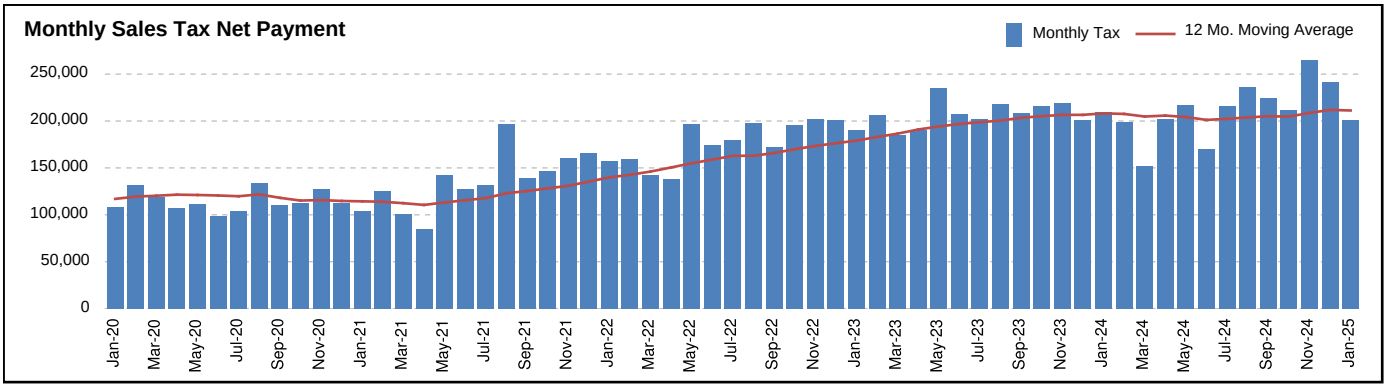

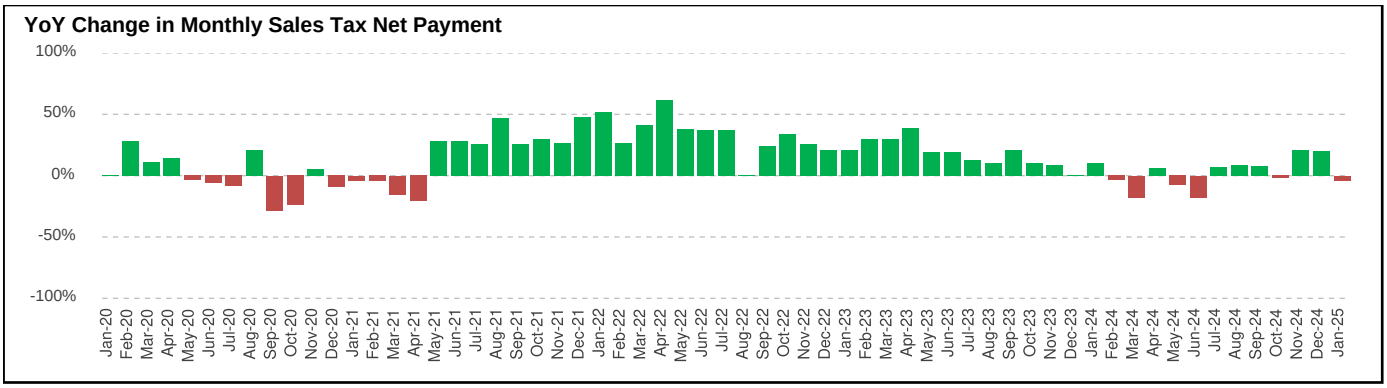

©2025 All Rights Reserved

Data Source: Texas Comptroller of Public Accounts

HdL Companies